



*Profitable unique play in property development  
with premier sites in Hong Kong*



**金朝陽集團有限公司**  
**SOUNDWILL HOLDINGS LIMITED**

**878.HK**

**Interim Results 2011**

# Disclaimer

---

This presentation has been prepared by **Soundwill Holdings Limited** (the “Company”) solely for information purposes and does not constitute an offer, recommendation or invitation to subscribe for or purchase any securities and nothing contained herein shall form the basis of any contract or commitment whatsoever.

The information contained in this presentation has been taken from sources deemed reliable by the Company. However, no representation or warranty (express or implied) is given as to the accuracy or completeness of the information contained herein and none of the Company and/or its affiliated companies and/or their respective employees and/or agents accepts any responsibility or liability as to, or in relation to, the accuracy or completeness of the information and opinions contained in this presentation or as to any information contained in this presentation remaining unchanged after the issue thereof.

This document may contain statements that constitute “forward-looking statements”, including, but not limited to, statements relating to the implementation of strategic initiatives, and other statements relating to our future business development and economic performance. While these forward-looking statements represent our judgments and future expectations concerning the development of our business, a number of risks, uncertainties and other statutory requirements may render actual developments and results to differ materially from our expectations.

The Company and/or its affiliated companies and/or their respective employees and /or agents will not assume the liabilities arising from the usage and explanation of the information contained in this document or the actions or claims in respect thereof (including, without limitations for any claim, proceedings, action, losses, expenses, damages or costs).

This document (and the information contained herein) is not for publication or distribution to any person(s) except as permitted by us.

# Agenda

---

- Financial Review
- Business Review & Prospect
- Open Forum



# Financial Review

# Group Financial Highlights

For the six months ended 30 June

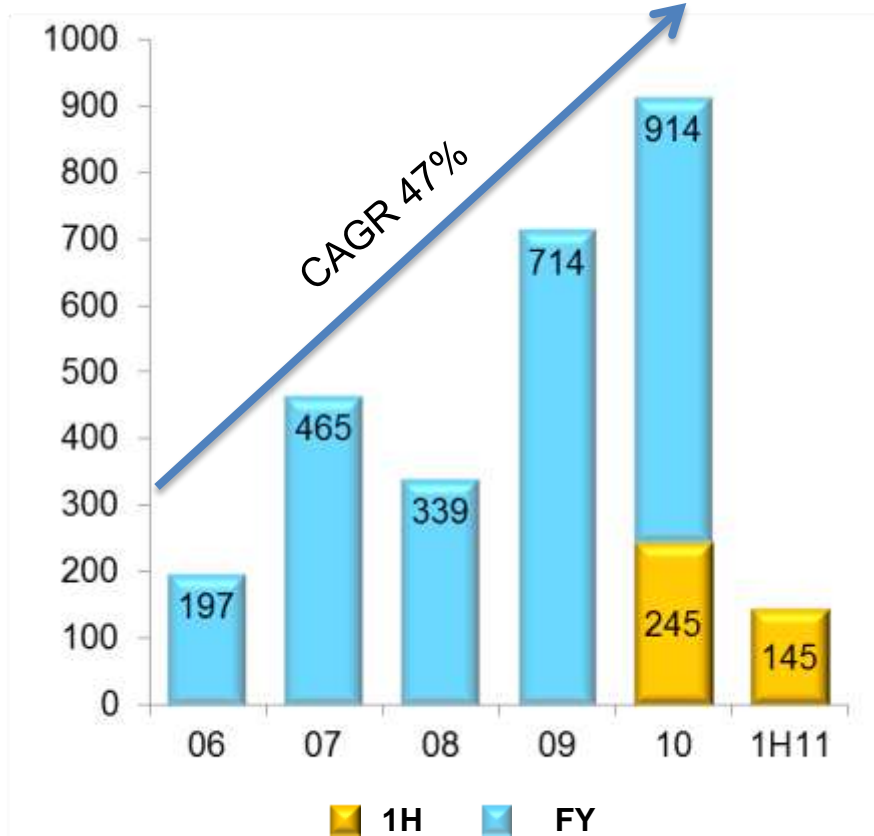
	2010 (HK\$m)	2011 (HK\$m)	Change
<b>Revenue</b>	245	145	↓ 41%
<b>Cost of sales</b>	(109)	(18)	↓ 83%
<b>Gross profit</b>	136	127	↓ 7%
<b>Net profit</b>	630	1,004	↑ 59%
<b>Adjusted net profit*</b>	65	29	↓ 55%
<b>Gross profit margin</b>	55.5%	87.6%	↑ 32.1%
<b>Adjusted net profit margin</b>	26.5%	20.0%	↓ 6.5%

\*Net profit exclude fair value adjustments on investment properties

# Revenue & Net Profit Summary

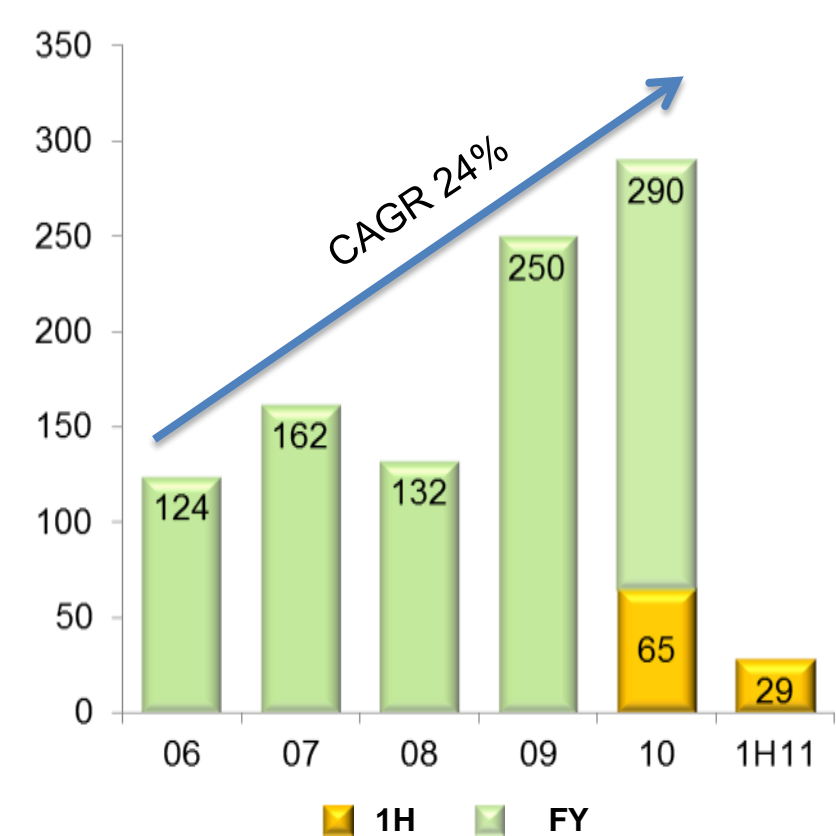
## Revenue

HK\$m



## Adjusted Net Profit\*

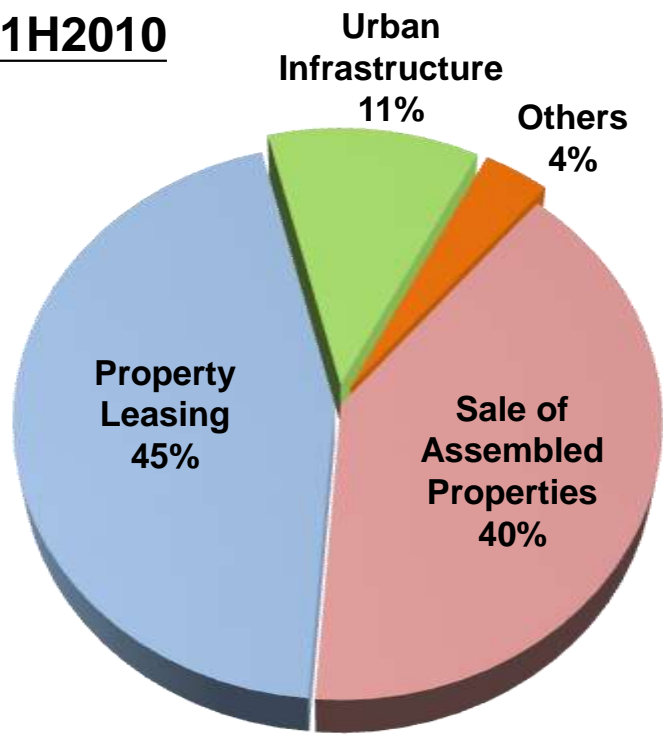
HK\$m



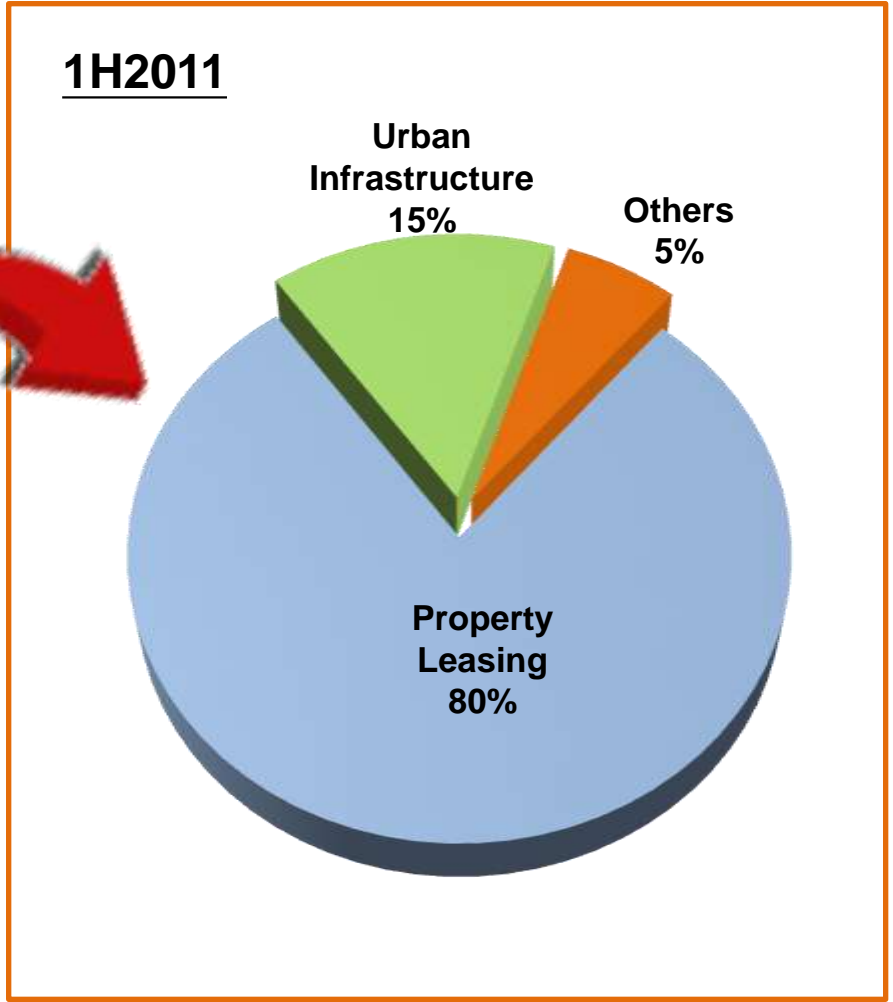
\*Net profit exclude fair value adjustments on investment properties

# Revenue Breakdown by Segments

**1H2010**

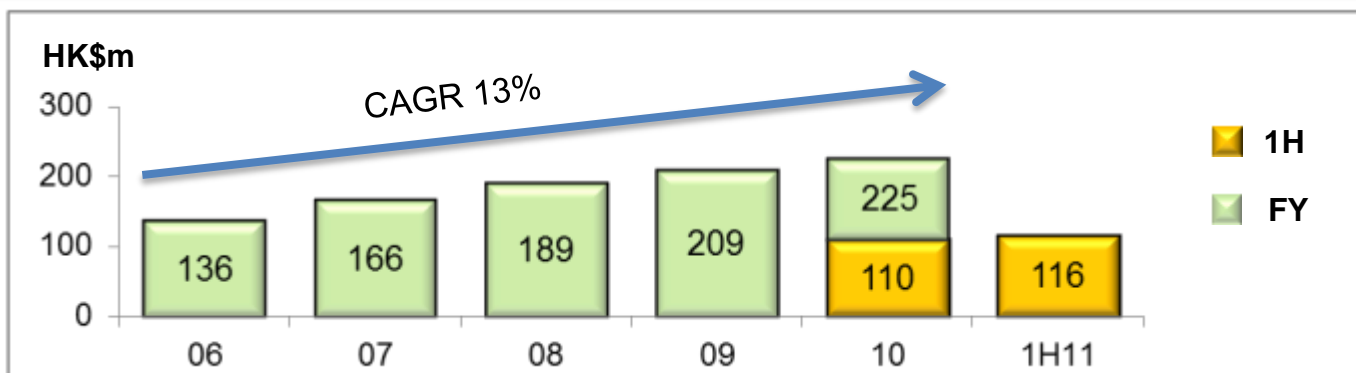


**1H2011**

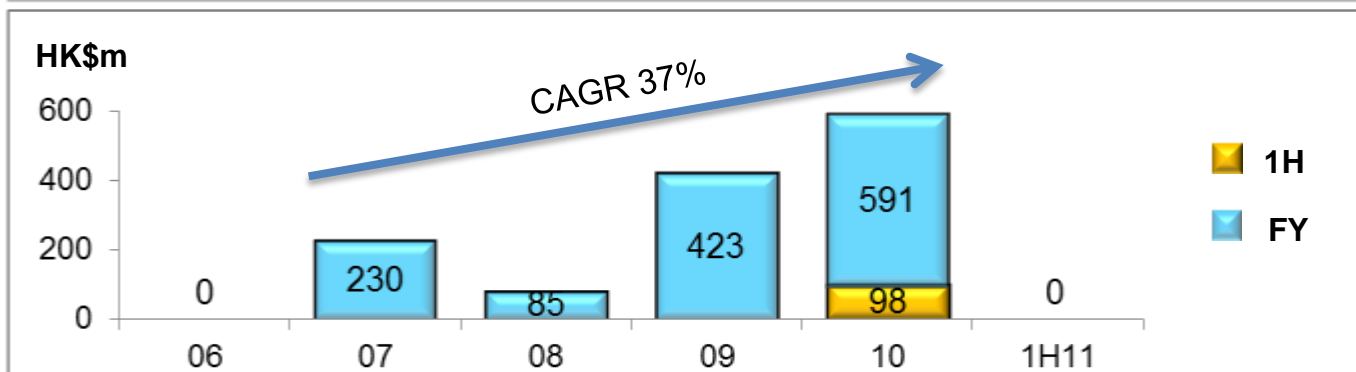


# Revenue Breakdown by Segments (Cont'd)

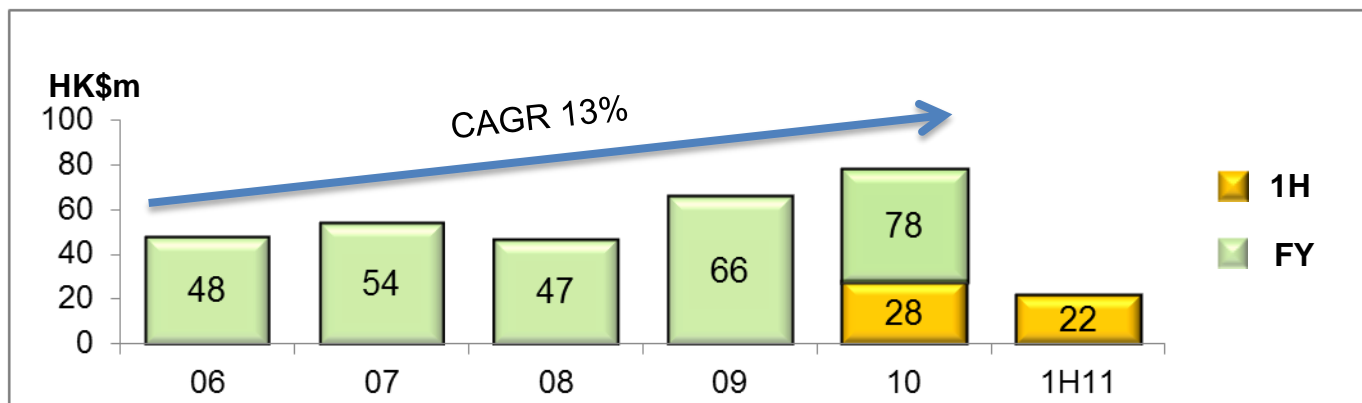
## Property Leasing



## Sale of Assembled Properties



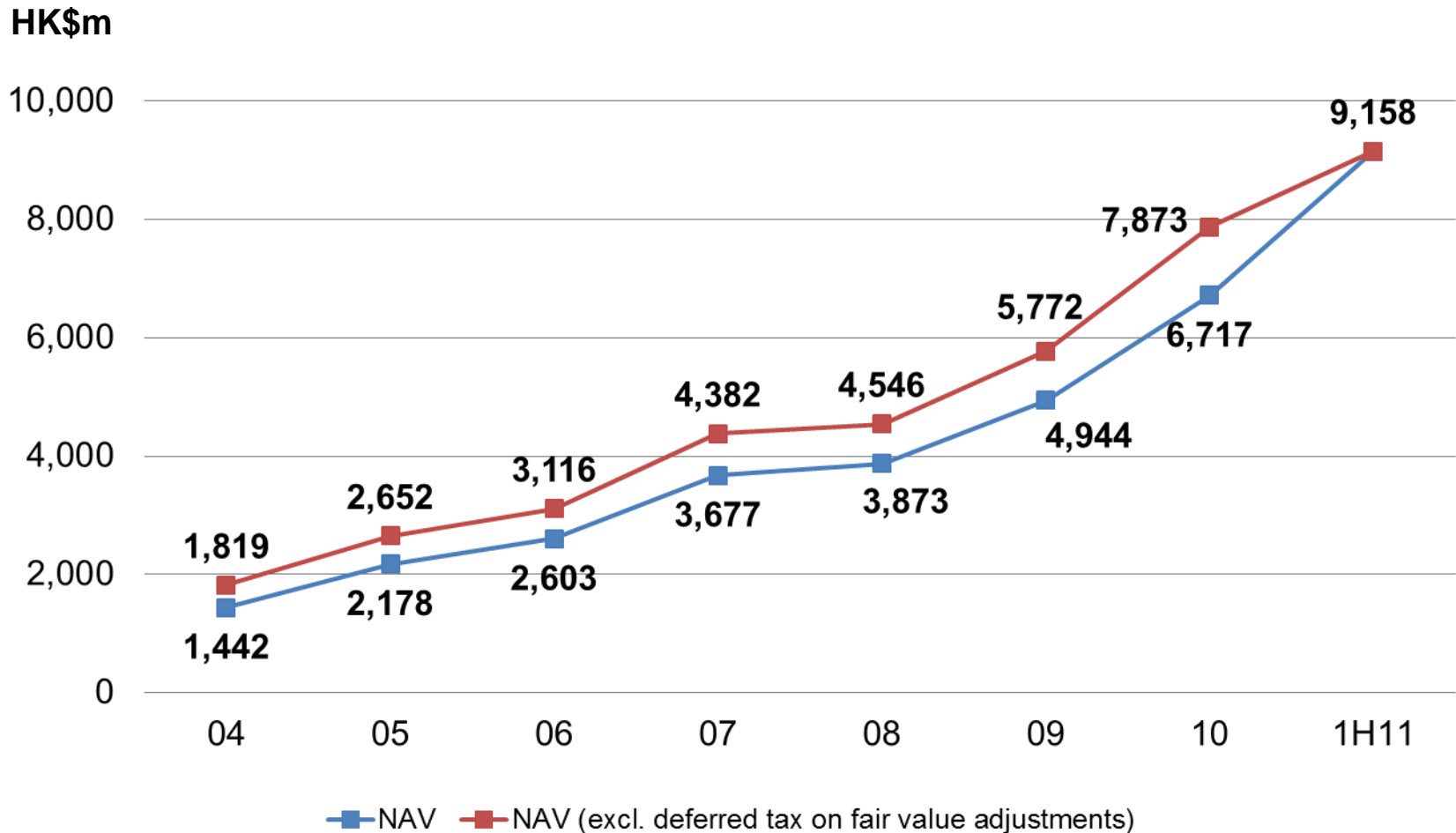
## Urban Infrastructure





# Net Asset Value

A proven track record showing substantial growth in our investment portfolio



# Net Asset Value (Cont'd)

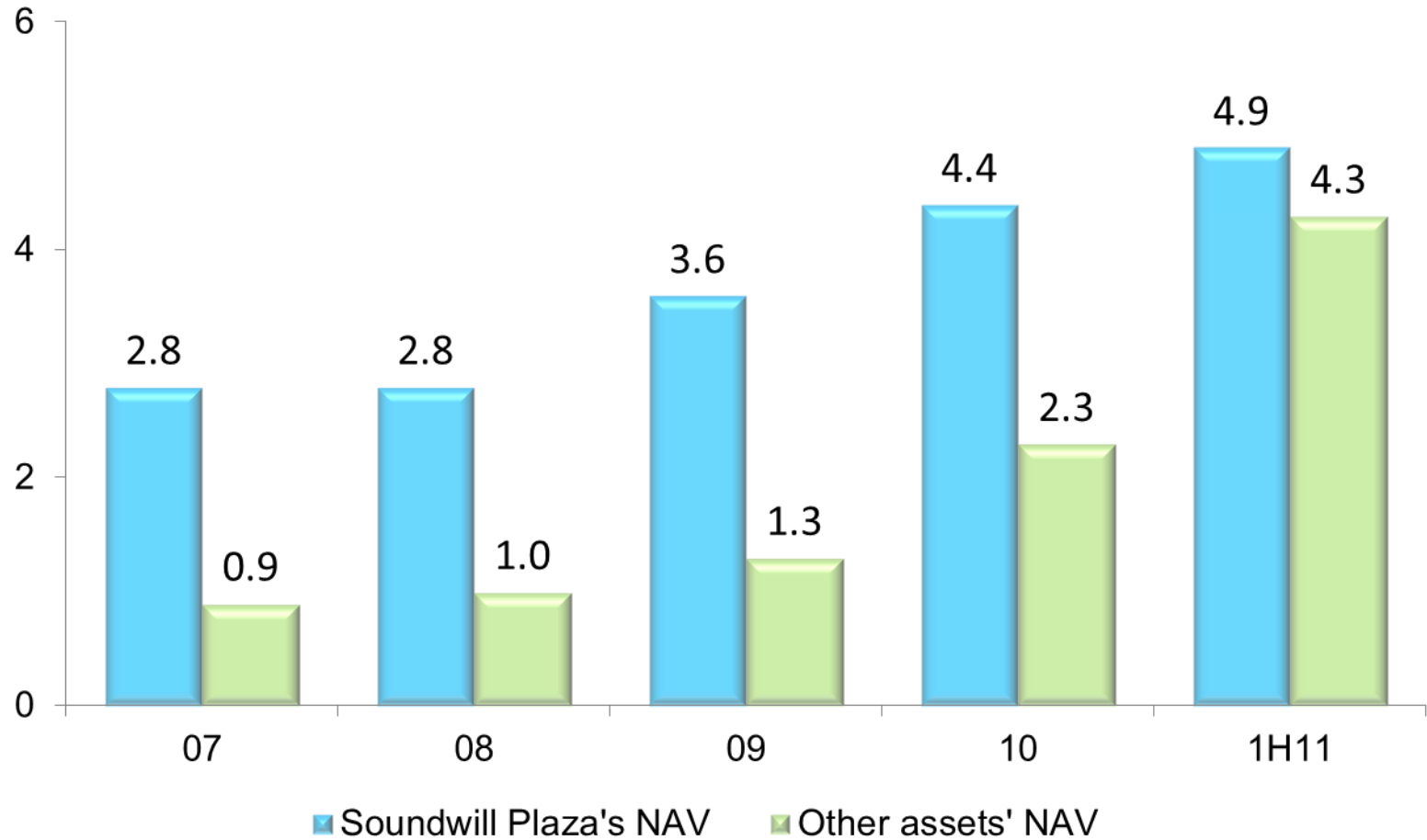
- ***Deferred Tax Adjustment***

	HK\$m	HK\$
NAV per book as at 31 Dec 2010 <sup>(1)</sup>	6,717	
NAV per share (HK\$)		27.8
<u>Add:</u>		
Deferred tax on investment properties	1,156	
Adjusted NAV as at 31 Dec 2010	7,873	
Adjusted NAV per share <sup>(1)</sup> (HK\$)		32.6







(1) Based on 241m shares in issue (as at 31 December 2010)

# Net Asset Value (Cont'd)

HK\$bn



# Working Capital Management

	As at 31 Dec 2010 <i>(restated)</i> (HK\$m)	As at 30 Jun 2011 (HK\$m)	Change
<b>Net assets</b>	7,873	9,158	 16%
<b>Net assets per share (HK\$)</b>	32.6	33.3	 2%
<b>Cash and bank balance</b>	218	223	 2%
<b>Bank deposit at escrow account</b>	238	227	 5%
<b>Total debt</b>	3,092	3,286	 6%
<b>Gearing ratio*</b>	39%	36%	 3%

\*Gearing ratio = Total borrowings / Total equity



# Business Review & Prospect



# Property Leasing Segment

- **Segment Review for 1H2011**



Building	Location	Total GFA (sq. ft.)	Occupancy rate	% of segment sales	Revenue (HK\$m)	
					1H2011	1H2010
Soundwill Plaza	Causeway Bay	246,400	98%	82%	95	90
Other leasing properties	Hong Kong Island	145,280	92%	10%	12	12
Advertising billboards	Causeway Bay	1,253	100%	8%	9	8
<b>TOTAL:</b>		<b>392,933</b>	<b>97%</b>	<b>100%</b>	<b>116</b>	<b>110</b>

# Property Leasing Segment (Cont'd)

## SWP Performance and Outlook

Soundwill  
金·朝·陽·中·心  
Plaza



		Unit rental* (per sq. ft.)
Street Level (G/F)	:	HK\$650 – 1,200
Street Level (1/F)		HK\$220 - 260
Upper levels	:	HK\$25 - 35

		Leasing portfolio (sq. ft.)	Revenue per month* (HK\$m)	Occupancy rate	Lease renewal schedule	
					2011	2012
Street Level	:	8,800 (G/F) + 9,500 (1/F)	9.4	100%	--	80%
Upper levels	:	228,100	6.9	100%	26%	29%

\*Based on figures in December 2010

**Grade-A commercial building with prime urban location**

**Commands a street level rental per sq. ft. ranked second highest in the world**



# Property Leasing Segment (Cont'd)

## ▪ *New Development for Leasing*



### Tang Lung Street Project 1-29 Tang Lung Street, Causeway Bay

- Aggregate site area: approx. **12,500 sq. ft.**
  - Nos. 1-23, approx. 9,900 sq. ft.
  - Nos. 25-29, approx. 2,510 sq. ft.
- Planned for a Ginza-styled commercial development (similar to SWP)
  - Planned GFA: **148,800 sq. ft.**
  - Leasing price similar to SWP
- Expect completion in 2013**





# Property Assembly Segment

## Segment Review for 2010 & 1H2011

Month disposed	Project	Location	Site area (sq. ft.)	Sale price (HK\$m)	Year booked
Jan 10	Lin Fa Kung St. West 蓮花宮西街	Tai Hang	1,900	98.3	1H2010
May 10	Electric Rd. 電氣道	Tin Hau	2,100	168	FY2010
Sept 10	San Wai St. 新圍街	Hung Hom	7,300	325	FY2010

Month acquired	Project	Location	Site area (sq. ft.)	Planned GFA (max. sq. ft.)	Zoning
May 10	Haven St. 希雲街	Causeway Bay	12,900	103,200 (Res)	R/C
Oct 10	Tang Lung St. 登龍街	Causeway Bay	12,500	148,800	C
Nov 10	Sharp Street & Yiu Wah St. 霎東街及耀華街	Causeway Bay	3,200	48,000	C
Dec 10	Merlin St. 麥連街	North Point	5,300	74,000	Hotel

# Property Assembly Segment (Cont'd)

- **Other PA Projects Working / Marketing On Progress**

	<b>Project</b>	<b>Location</b>	<b>Site Area (sq. ft.)</b>	<b>Planned GFA (sq. ft)</b>	<b>Zoning</b>
1.	Hing Wan St.	Wanchai	1,300	16,000	R/C
2.	School St. (completed with 83% ownership)	Causeway Bay	2,300	22,500	R
3.	Mercury St. (completed with 87.5% ownership)	Tin Hau	2,600	38,600	R/C

**AND**

***Actively pursuing more than 20 pipeline projects  
with total site area of approx. 68,000 sq. ft.  
in prime locations***

# Property Development Segment

## ▪ *Current Residential Development Project in HK*



### **WarrenWoods 尚巒** **13-27 Warren Street, Causeway Bay**

Planned construction period : OP issued before Jun 2012


Land and construction cost : HK\$580m

Site area : 8,800 sq. ft.

Total GFA : approx. 92,600 sq. ft.

Sales Revenue : HK\$1.2b

ASP/sq.ft : HK\$13,500/sq. ft.

 Outstanding market response, **162 units presold within 3 days** in March 2010

- Sales proceeds of over HK\$1.2 billion will be booked in FY2012
- **The remaining two “CASA WOODS” duplex apartments are reserved for sale** (approx. 3,300 sq. ft. in total)

# Property Development Segment (Cont'd)

- **Current Residential Development Project in HK (Cont'd)**



## Haven Street Project 32 – 50 Haven Street , Causeway Bay

Planned construction period : 2011 – late 2013

Land cost : HK\$517m

Total GFA : approx. 103,200 sq. ft.

Est. time of sale : 4Q2011

***An iconic luxury residential development located within the heart of Causeway Bay***

# Property Development Segment (Cont'd)

- ***Work In Progress: Residential Projects***

	<b>Project</b>	<b>Location</b>	<b>Est. Year of Completion</b>	<b>Est. Approx. Saleable GFA (sq. ft.)</b>
1.	WarrenWoods	Hong Kong, PRC	2012	93,000
2.	Haven St. Project	Hong Kong, PRC	2013	103,000
3.	Zhuhai Project A (51% interest)	Guangdong Province, PRC	2012	589,000
4.	Zhuhai Project B (51% interest)	Guangdong Province, PRC	2014	824,000
5.	Zhangzhou Project	Fujian Province, PRC	2011	75,000
6.	Zhaoqing Project (85% interest)	Guangdong Province, PRC	2013	990,000
			<b>TOTAL:</b>	<b>2,674,000</b>



# Open Forum

